DOGS & DATA™

PEDIGREE FOUNDATION · OUTCOMES CONSULTING · Adopt a Pet · SHELTER ANIMALS COUNT, A PROGRAM OF THE ASPCA



November 2026

AI and Animal Shelter Data

HOSTED BY PEDIGREE FOUNDATION, OUTCOMES FOR PETS CONSULTING, ADOPT A PET AND SHELTER ANIMALS COUNT

DOGS & DATA™



November 2026

Part I: current capabilities

PEDIGREE FOUNDATION

OUTCOMES CONSULTING

Adopt a Pet™

SHELTER ANIMALS COUNT
A PROGRAM OF THE ASPCA

DOGS & DATA™

How to think about AI and work

- AI is better than you at some things, but not everything.
- Judgement and subject matter expertise are still important.
- Coding increases the impacts of AI on our work.
- Working with AI is a continuous and evolving negotiation.





DOGS & DATA™

Lowest hanging fruit and highest impact

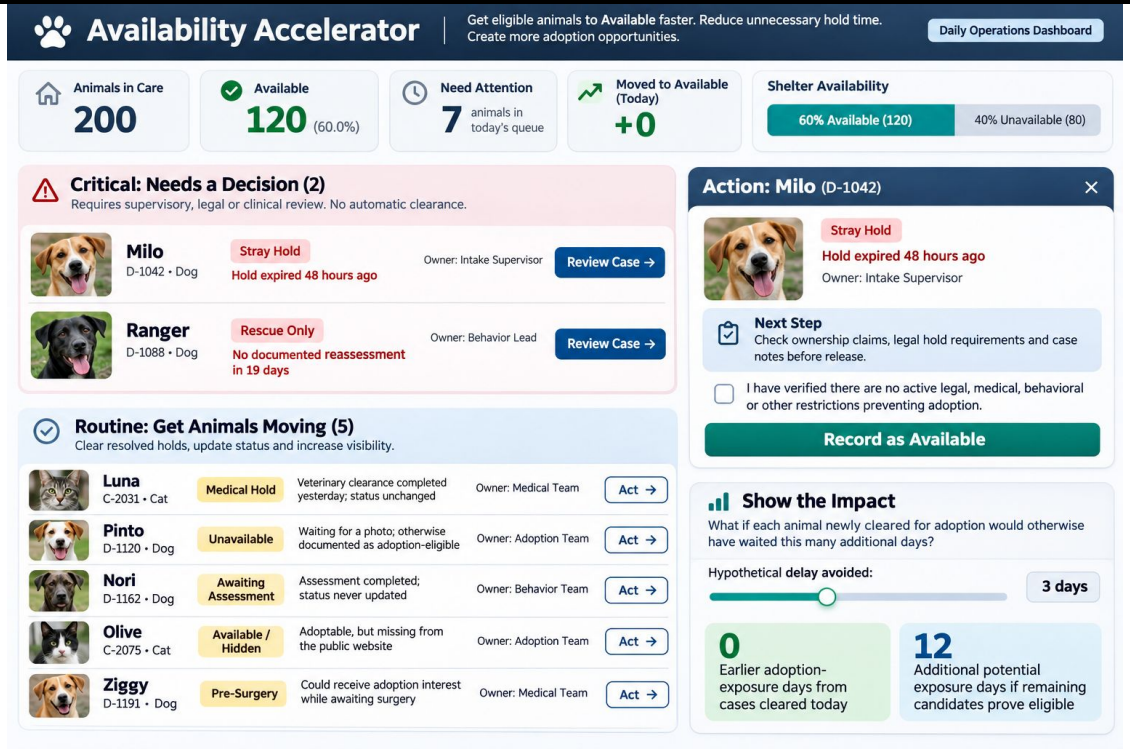

PEDIGREE FOUNDATION

OUTCOMES CONSULTING

Adopt a Pet™

SHELTER ANIMALS COUNT
A PROGRAM OF THE ASPCA

DOGS & DATA™

Lifeline: Build me a tool to track court cases

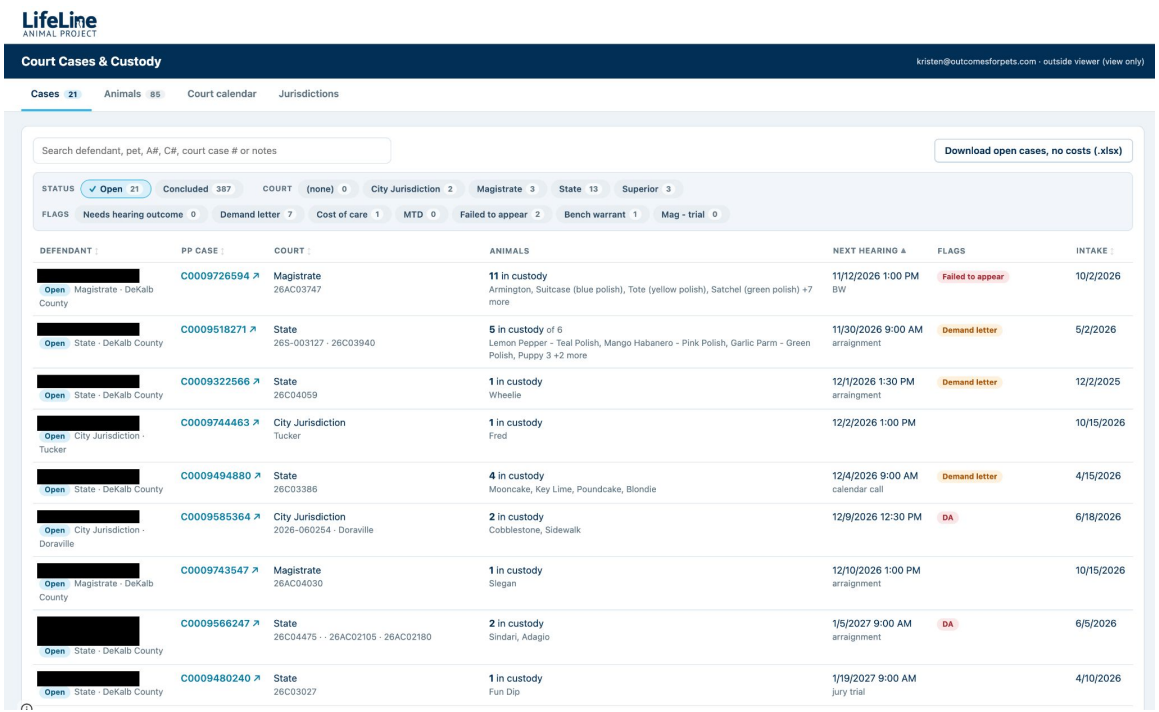

LifeLine ANIMAL PROJECT

Court Cases & Custody

kristen@outcomesforpets.com · outside viewer (view only)

Cases 21 | Animals 85 | Court calendar | Jurisdictions

Search defendant, pet, A#, C#, court case # or notes

Download open cases, no costs (.xlsx)

STATUS: ✓ Open 21 | Concluded 387 | COURT: (none) 0 | City Jurisdiction 2 | Magistrate 3 | State 13 | Superior 3

FLAGS: Needs hearing outcome 0 | Demand letter 7 | Cost of care 1 | MTD 0 | Failed to appear 2 | Bench warrant 1 | Mag - trial 0

DEFENDANT	PP CASE	COURT	ANIMALS	NEXT HEARING ▲	FLAGS	INTAKE
[redacted] Open · Magistrate · DeKalb County	C0009726594 ↗	Magistrate 26AC03747	**11** in custody Armington, Suitcase (blue polish), Tote (yellow polish), Satchel (green polish) +7 more	11/12/2026 1:00 PM BW	Failed to appear	10/2/2026
[redacted] Open · State · DeKalb County	C0009518271 ↗	State 26S-003127 · 26C03940	**5** in custody of 6 Lemon Pepper - Teal Polish, Mango Habanero - Pink Polish, Garlic Parm - Green Polish, Puppy 3 +2 more	11/30/2026 9:00 AM arraignment	Demand letter	5/2/2026
[redacted] Open · State · DeKalb County	C0009322566 ↗	State 26C04059	**1** in custody Wheelie	12/1/2026 1:30 PM arraignment	Demand letter	12/2/2025
[redacted] Open · City Jurisdiction · Tucker	C0009744463 ↗	City Jurisdiction Tucker	**1** in custody Fred	12/2/2026 1:00 PM		10/15/2026
[redacted] Open · State · DeKalb County	C0009494880 ↗	State 26C03386	**4** in custody Mooncake, Key Lime, Poundcake, Blondie	12/4/2026 9:00 AM calendar call	Demand letter	4/15/2026
[redacted] Open · City Jurisdiction · Doraville	C0009585364 ↗	City Jurisdiction 2026-060254 · Doraville	**2** in custody Cobblestone, Sidewalk	12/9/2026 12:30 PM	DA	6/18/2026
[redacted] Open · Magistrate · DeKalb County	C0009743547 ↗	Magistrate 26AC04030	**1** in custody Slegan	12/10/2026 1:00 PM arraignment		10/15/2026
[redacted] Open · State · DeKalb County	C0009566247 ↗	State 26C04475 · · 26AC02105 · 26AC02180	**2** in custody Sindari, Adagio	1/5/2027 9:00 AM arraignment	DA	6/5/2026
[redacted] Open · State · DeKalb County	C0009480240 ↗	State 26C03027	**1** in custody Fun Dip	1/19/2027 9:00 AM jury trial		4/10/2026

PEDIGREE FOUNDATION

OUTCOMES CONSULTING

Adopt a Pet™

SHELTER ANIMALS COUNT
A PROGRAM OF THE ASPCA

Pima County, Arizona: Build me a pet resource desert map

Veterinary and pet resource deserts in Pima County, Arizona

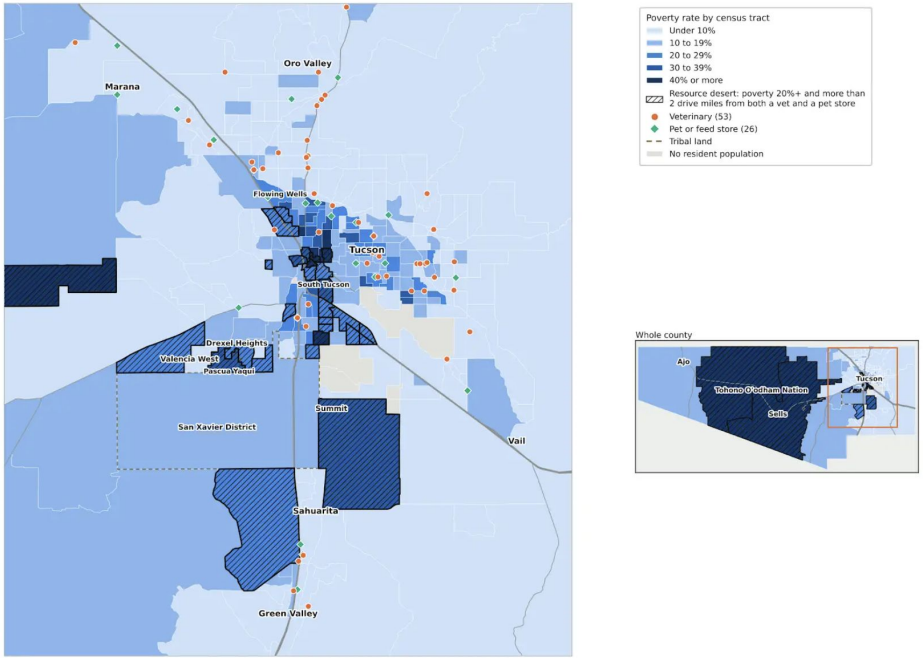

29 tracts qualify: 113,379 residents, 32,476 below poverty. Four of the 29, near the University of Arizona, have poverty rates driven by college students.
Sources: ACS 2020 to 2024 five-year estimates (C17002); facility list supplied by Outcomes for Pets Consulting; drive distance from tract population centers via OSRM and OpenStreetMap.

DOGS & DATA™

Austin Animal Center: Explain the problem in three images

1. Half as many dogs are coming in

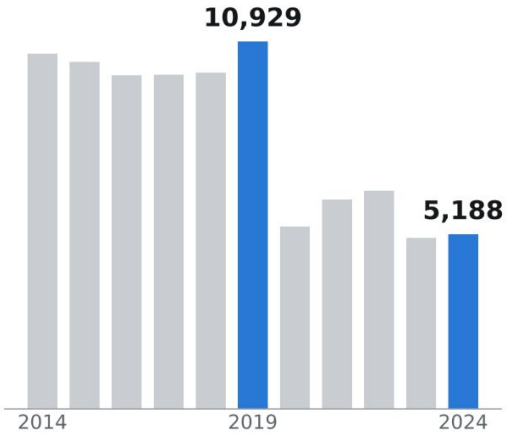

Dogs taken in each year

2. But each dog stays twice as long

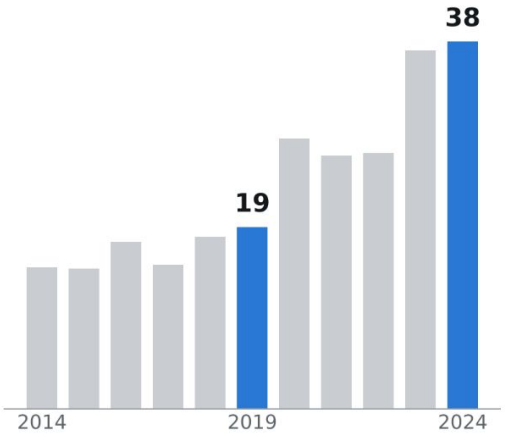

Days in care, on average

3. So the shelter is nearly as full as before

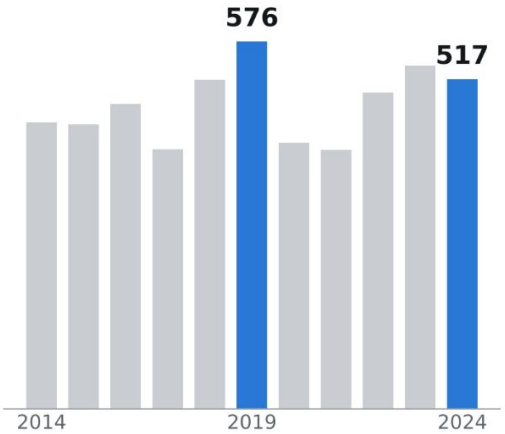

Dogs in care on a typical day

Austin Animal Center, dogs, 2014 to 2024. In care includes dogs in foster homes. Source: City of Austin open data, intake and outcome records.

DOGS & DATA™

Dallas Animal Services: Simplify my fact sheet

DALLAS ANIMAL SERVICES
Department Shelter Fact Sheet
January 2026

Volunteer Activity

	Fiscal Year End 2024/25	Fiscal YTD 2024/25	Fiscal YTD 2025/26	January 2025	January 2026	Current Month Variance	Current Month % Change
Individual Volunteers	2,792	1,179	1,489	164	172	8	5%
Volunteer Hours*	26,898	6,618	9,476	1,748	1,814	66	4%
Active Volunteers	1,000	1,000	1,000	819	658	(161)	-20%

Spay/Neuter Surgeries

	Fiscal Year End 2024/25	Fiscal YTD 2024/25	Fiscal YTD 2025/26	January 2025	January 2026	Current Month Variance	Current Month % Change
Total	**12,843**	**4,663**	**3,846**	**1,181**	**863**	**-318**	**-27%**
In-House Surgeries	5,116	1,866	1,346	472	345	-127	-27%
Spay Neuter Plus	1,718	627	503	160	112	-48	-30%
Specialty Surgeries	896	127	57	23	17	-16	-48%
Subsidized Surgeries	**5,127**	**1,405**	**1,170**	**359**	**185**	**-74**	**-11%**
Dogs	9	5	22	1	1	0	0%
Cats	4,118	1,401	1157	358	184	-74	-12%

Microchipping

Microchip	Fiscal Year End 2024/25	Fiscal YTD 2024/25	Fiscal YTD 2025/26	January 2025	January 2026	Current Month Variance	Current Month % Change
Dogs already Microchipped at Intake	10%	10%	10%	10%	10%	1%	10%
Cats already Microchipped at Intake	7%	9%	7%	10%	10%	0%	1%
Owned Pets Microchipped Total	**937**	**418**	**341**	**110**	**31**	**-48**	**-58%**
Dual-the-Counter: Dogs	14	10	2	0	0	0	N/A
Dual-the-Home: Dogs	961	388	323	106	30	-76	-71%
Dual-the-Counter: Cats	0	0	0	0	0	0	N/A
Dual-the-Home: Cats	38	17	15	4	2	-2	-67%
Pets Microchipped in Field Total	**13**	**2**	**2**	**0**	**1**	**1**	**N/A**
Dogs Microchipped in Field	11	2	2	0	1	1	N/A
Cats Microchipped in Field	2	0	0	0	0	0	N/A

Fosters

Foster Animals	Fiscal Year End 2024/25	Fiscal YTD 2024/25	Fiscal YTD 2025/26	January 2025	January 2026	Current Month Variance	Current Month % Change
Fosters Total	**4,812**	**2,001**	**2,489**	**475**	**380**	**-95**	**-20%**
Dogs	4,812	1,379	1,692	406	321	-119	-30%
Cats	3,806	672	797	69	55	-14	-20%

SHELTER ACTIVITY

INTAKES	Fiscal Year End 2024/25	Fiscal YTD 2024/25	Fiscal YTD 2025/26	January 2025	January 2026	Current Month Variance	Current Month % Change
Shelter Intakes	**15,082**	**4,504**	**4,051**	**1,349**	**807**	**-542**	**-39%**
Lost Dog Intakes	5,492	2,298	1,990	854	507	-217	-24%
Dog Owner Surrender Intakes	3,274	1,087	835	251	50	-318	-61%
**Dog Other Intakes	335	123	139	38	34	-4	-11%
Lost Cat Intakes	1,109	304	181	58	41	-17	-29%
Cat Owner Surrender Intakes	969	366	140	56	17	-39	-71%
**Cat Other Intakes	1,688	243	477	41	45	4	10%
Other (wildlife, livestock, exotic)	215	29	21	9	2	-7	-78%
Field Intakes	**12,360**	**3,046**	**4,960**	**874**	**868**	**-6**	**-1%**
Lost Dog Intakes	5,190	2,071	4,318	459	476	17	4%
Dog Owner Surrender Intakes	955	365	349	95	101	6	6%
**Dog Other Intakes	1,016	307	288	78	78	0	0%
Lost Cat Intakes	1,119	317	199	74	73	-1	-9%
Cat Owner Surrender Intakes	240	163	37	83	20	-63	-76%
**Cat Other Intakes	181	40	57	8	18	10	125%
Other (wildlife, livestock, exotic)	2,844	558	2,136	95	82	-13	-14%
Dog Intake Totals	15,859	6,172	9,080	1,575	1,339	-236	-15%
Cat Intake Totals	8,519	2,011	2,165	834	322	-82	-20%
Other Total Intakes	3,058	987	2,157	104	84	-20	-19%
INTAKE Totals	**27,451**	**9,170**	**13,322**	**2,683**	**1,735**	**-348**	**-17%**

OUTCOMES	Fiscal Year End 2024/25	Fiscal YTD 2024/25	Fiscal YTD 2025/26	January 2025	January 2026	Current Month Variance	Current Month % Change
Adoptions	**11,086**	**4,026**	**3,635**	**1,060**	**808**	**-252**	**-24%**
Dog	7,288	2,703	2,435	707	554	-153	-22%
Cat	3,428	1,223	1,040	295	243	-52	-18%
Other	370	80	61	58	11	-47	-93%
Total Return-to-Homes	**2,869**	**1,126**	**997**	**297**	**259**	**-38**	**-13%**
Dog - Field	866	259	304	65	73	8	12%
Dog - Shelter	1,936	777	638	210	173	-45	-21%
Dog Return-to-Home Subtotals	**2,746**	**1,075**	**998**	**284**	**246**	**-38**	**-13%**
Cat	119	46	47	13	13	0	0%
Other	4	5	2	0	0	0	0%
Cat and Others Return-to-Home Subtotals	**123**	**48**	**59**	**13**	**13**	**0**	**0%**
Rescue Partner Transfer	**4,767**	**1,972**	**1,442**	**479**	**435**	**-44**	**-9%**
Dogs	3,478	1,617	1,210	371	369	-18	-1%
Cat	1,271	352	229	108	46	-62	-17%
Other	18	3	3	0	0	0	N/A
Wildlife Release	**287**	**41**	**41**	**4**	**6**	**2**	**50%**
Trap-Neuter-Return(TNR)	**1,441**	**16**	**430**	**36**	**60**	**24**	**133%**
Shelter-Neuter-Return(SNR)	**1,044**	**0**	**0**	**0**	**0**	**0**	**0%**
Euthanized	**5,104**	**1,197**	**1,758**	**345**	**272**	**-73**	**-21%**
Dog	1,775	559	399	146	83	-58	-41%
Cat	1,446	295	327	35	58	23	66%
Other	2,333	443	2,032	64	76	12	19%
Owner Requested Euthanasia	**118**	**41**	**60**	**11**	**12**	**1**	**9%**
Dog	105	39	48	9	13	4	33%
Cat	17	2	12	2	0	-2	-100%
Other	0	0	0	0	0	0	0%
Missing and Died in Care	**737**	**158**	**205**	**18**	**20**	**2**	**11%**
Dog	200	76	95	9	22	13	144%
Cat	348	73	82	7	7	0	0%
Other	189	9	28	2	0	-2	-100%
OUTCOME Totals	**27,096**	**9,026**	**9,344**	**2,152**	**1,823**	**-329**	**-15%**

Live Release Rate for Dogs	86.7%	89.1%	86.5%	89.5%	90.8%
Live Release Rate for Cats	77.9%	83.4%	82.7%	91.1%	86.6%
Live Release Rate all Animals	76.3%	83.4%	67.5%	87.2%	85.6%
Live Release Rate Dogs+Cats	83.8%	87.0%	85.5%	89.9%	89.3%

Live Release Rate for all animals = (Adoptions + Total Returned to Owner + Rescue Partner Transfer + TNR) / Outcome Total

All numbers are rounded to the nearest full number for display on this fact sheet; however, percentages are calculated using numbers with decimals to the hundredth
*This volunteer data reflects corrections and additions made throughout the fiscal year resulting in variance between the sum of monthly data and FYTD totals.
**Cat/Dog Other Intakes consists of Confiscate, Keep Safe and Transfer In intake types
This data is reflective of the Chameleon database on the date of this report. Reports dated after this report may reflect a slight variance in the numbers.

Report Date: 02/10/2026

DALLAS ANIMAL SERVICES

September 2026 at a glance

Compared with September 2025

Animals taken in
1,919
Down 3% from 1,974

Adopted
1,236
More than double, up from 557

Returned home
181
Down 19% from 223

Dogs and cats leaving alive
85%
Up from 83%

Where dogs and cats went in September



Nine in ten dogs (90%) and about three in four cats (77%) left alive. 40 dogs died or went missing in care, up from 15 last September.

The full fiscal year, October 2025 to September 2026

Measure	Last year	This year	Change
Animals taken in	27,451	**27,618**	Up 1%
Adopted	11,086	**10,439**	Down 6%
Transferred to rescue partners	4,767	**4,929**	Up 3%
Returned home	2,869	**2,831**	Down 1%
Dogs and cats euthanized	3,338	**2,958**	Down 11%
Dogs and cats leaving alive	83.6%	**83.8%**	Up 0.2 points

Community and prevention in September

1,318
spay and neuter surgeries, up from 843

449
animals went to foster homes, down from 731

448
volunteers gave 2,547 hours

26%
of dogs arrived with a microchip; 5% of cats did

In the field, officers handled 4,835 calls and follow-ups, down 13% from 5,584. Bite reports rose to 145 from 139.

Leaving alive counts adoptions, returns home, rescue transfers, and cats sterilized and returned to the field, divided by all dogs and cats that left. Euthanized includes owner-requested euthanasia. Wildlife and other species are in the intake total only. Source: Dallas Animal Services Shelter and Field Fact Sheets, September 2026, report date October 10, 2026. Redesign concept by Outcomes for Pets Consulting. Not an official City of Dallas publication.

PEDIGREE FOUNDATION

OUTCOMES CONSULTING

Adopt a Pet™

SHELTER ANIMALS COUNT
A PROGRAM OF THE ASPCA

DOGS & DATA™

Napa County: Where do our adopters live?

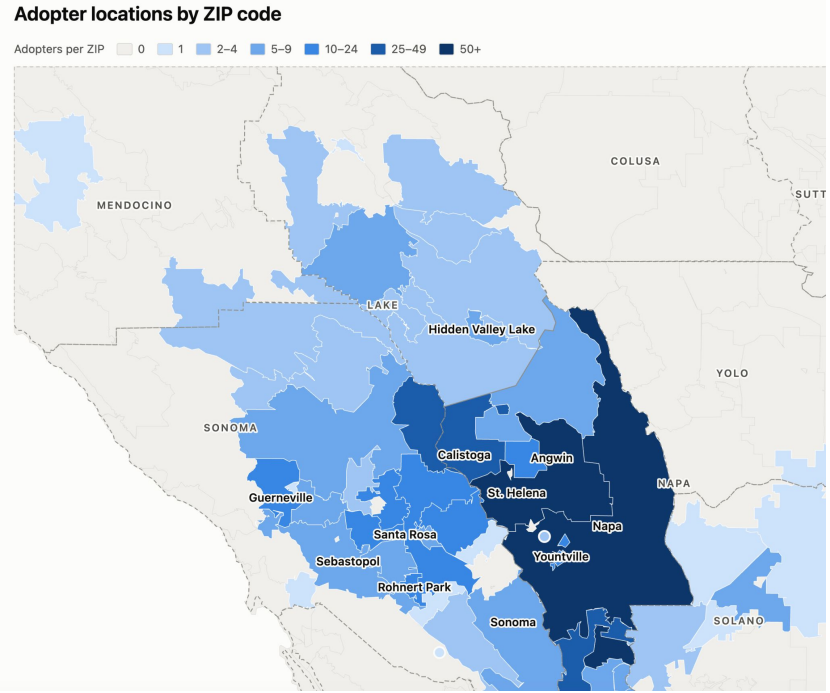

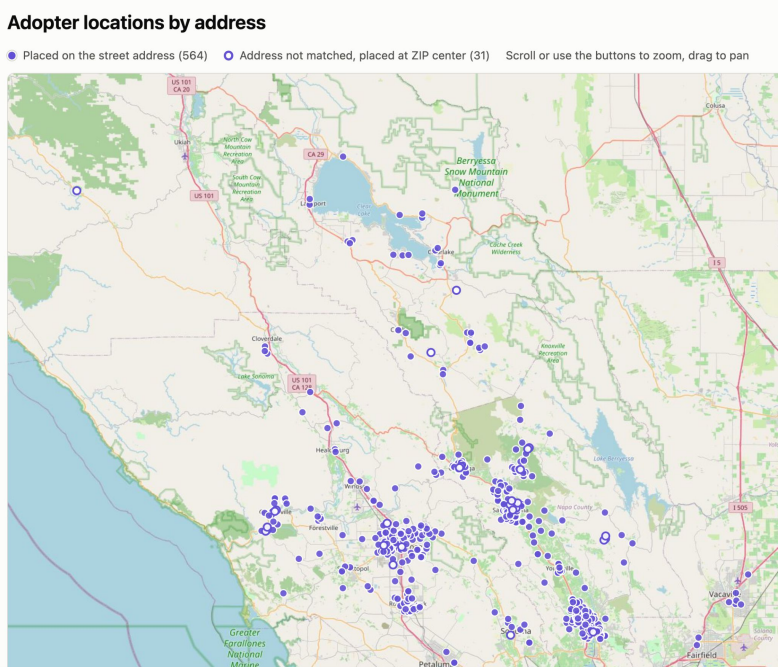

PEDIGREE FOUNDATION

OUTCOMES CONSULTING

Adopt a Pet™

SHELTER ANIMALS COUNT
A PROGRAM OF THE ASPCA

DOGS & DATA™



November 2026

Part 2:WCRAS

PEDIGREE FOUNDATION

OUTCOMES CONSULTING

Adopt a Pet™

SHELTER ANIMALS COUNT
A PROGRAM OF THE ASPCA

WCRAS Inputs and Questions

INPUTS

1. 2026 Animal-level intakes and outcomes
2. Budget

QUESTIONS

1. Where should we be targeting adoption outreach?
2. Where should we put additional pet reunification stations?
3. Are the areas that adopt the same ones where intake happens?

Data limitations

Half of the places where dogs are found cannot be put on a map

The gap

Adopter addresses — 3,479 of 3,882



Dog found locations — 1,031 of 2,089

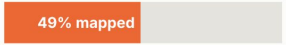

Same software, same method. The difference is what gets typed in at intake.

Found locations mapped, by jurisdiction

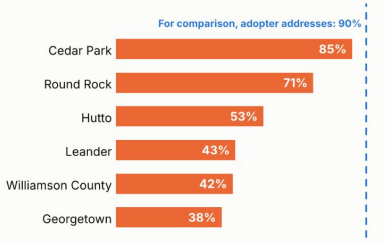

Georgetown, the county, and Leander map least often.

What gets typed today

- ✕ **"CR 344"** — No house number. A county road can run for miles.
- ✕ **"HEB Wolf Ranch"** — A landmark. The street file has no business names.
- ✕ **A street name alone** — No city. The same name exists in several towns.
- ✕ **The shelter's own address** — Entered for 16 dogs. Not where the dog was found.

The fix: record two things for every found animal

1. **A street number or the nearest intersection** — Either one gives the map a point to land on.
2. **The city** — It tells the map which town the street is in.

Write it like this	Not like this
✓ 404 S Church St, Georgetown	✕ Church St
✓ Chris Kelley Blvd and Carl Stern Dr, Hutto	✕ Near the park in Hutto
✓ 7200 block of E SH 29, Georgetown	✕ SH 29

Adopter addresses already have all of this, which is why 90% of them map. A dropped GPS pin from an officer's phone is better still.

Shelter PetPoint records, January 2 to November 10, 2026, matched with the U.S. Census Bureau geocoder. Dog found locations cover stray and seized or custody intakes. "Write it like this" entries are based on records that mapped; "Not like this" entries illustrate the patterns that failed.

DOGS & DATA™

Where are the stray dogs coming from?

Stray dog intake per 1,000 households by census tract, Williamson County, January 2 to November 10, 2026

Stray dogs who stayed over 90 days

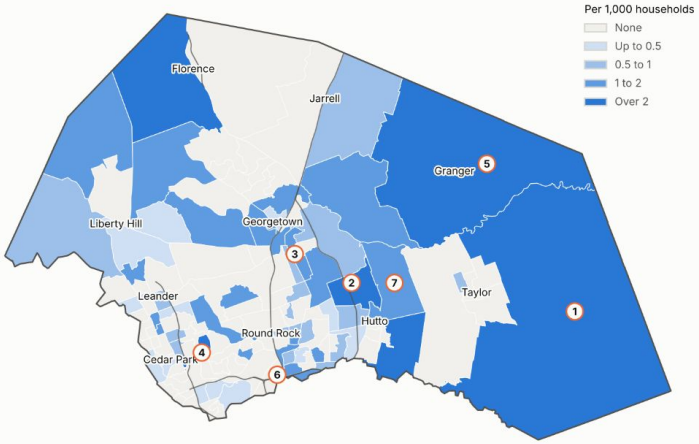

All stray dogs

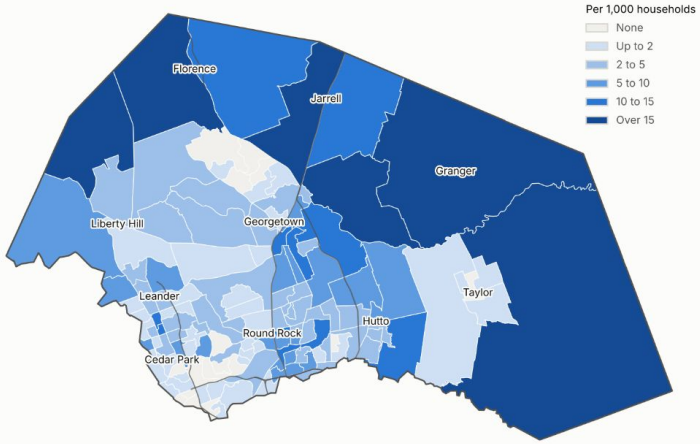

Numbered tracts had 3 or more long-stay stray dogs. Based on 924 geocoded stray dogs (99 long-stay) of 1,901 with a found location; Georgetown and rural tracts are undercounted. Lines are I-35 and toll roads. Taylor is not among the jurisdictions in the export, so its tracts are not comparable.
Sources: shelter PetPoint intake export; U.S. Census Bureau geocoder, TIGER/Line 2023 tracts, and ACS 2019–2023 5-year table B11001 (households).

DOGS & DATA™

Where long stay dogs came from

Where long-stay stray dogs were found, Williamson County, 2026 intakes

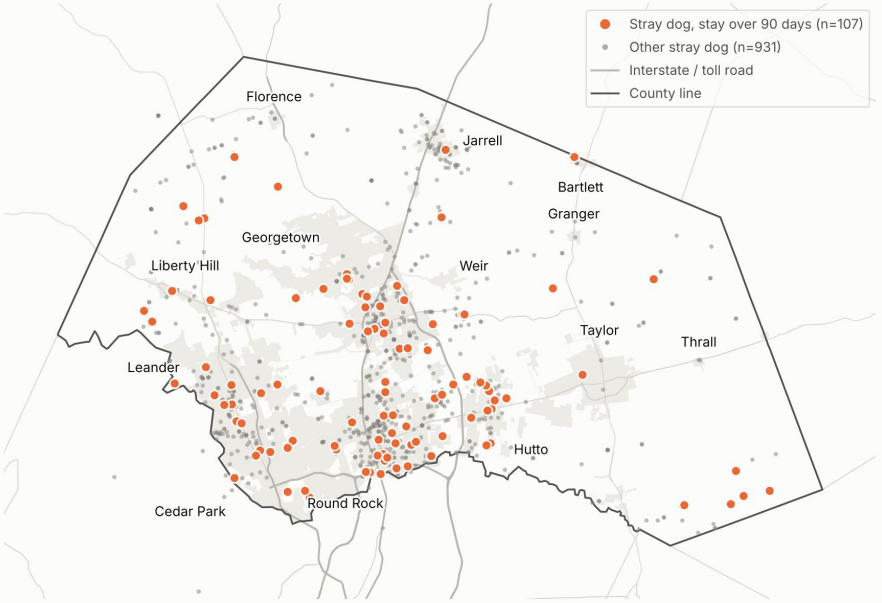

Geocoded 1,038 of 1,914 stray dog intakes with a found location (Jan 2 to Nov 10, 2026); 107 of 274 long-stay strays shown. Shaded areas are city limits.
Sources: shelter PetPoint intake export; U.S. Census Bureau geocoder and TIGER/Line 2023.

DOGS & DATA™

Intake vs. adoption by census tract

Where dogs enter the shelter from compared with where dogs are adopted, Williamson County, 2026

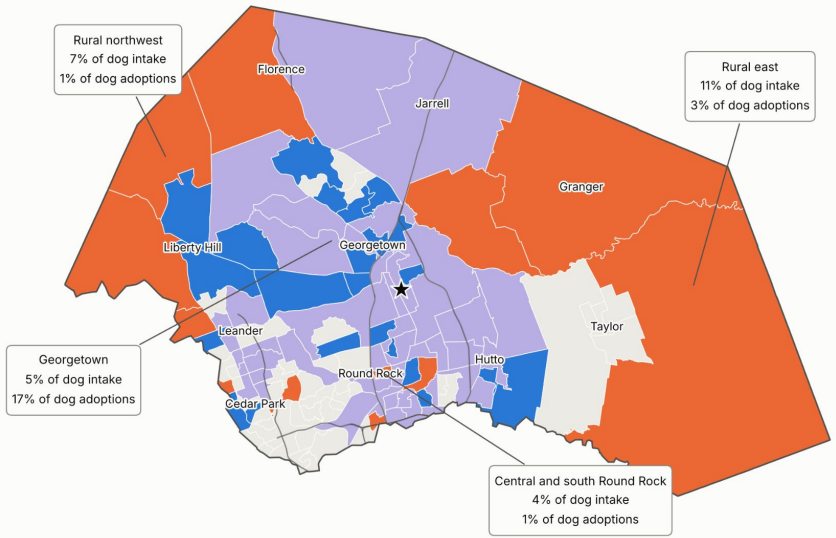

Each area is a census tract, colored by its share of the county's dog intake compared with its share of in-county dog adoptions, January 2 to November 10, 2026. Intake covers stray and seized or custody dogs (84% of dog intake); surrendered and transferred dogs have no address on record. Counts are adjusted for addresses that could not be mapped. Taylor is not among the shelter's intake jurisdictions. Sources: shelter PetPoint records; U.S. Census Bureau.

DOGS & DATA™

Recommendations for services by area

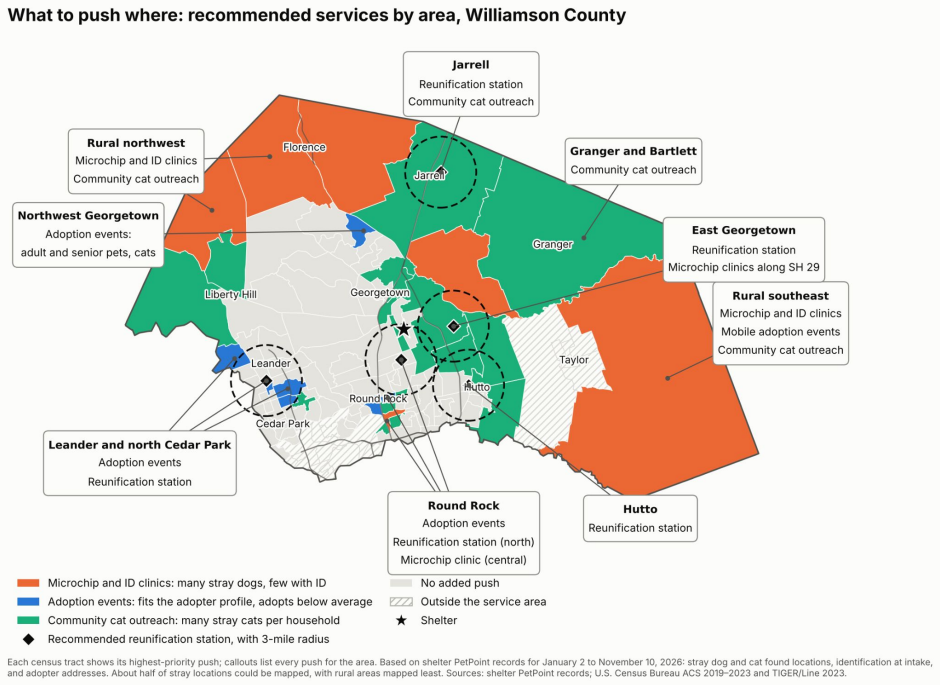

DOGS & DATA™

Where to put additional reunification stations

Existing and recommended lost pet reunification stations, Williamson County

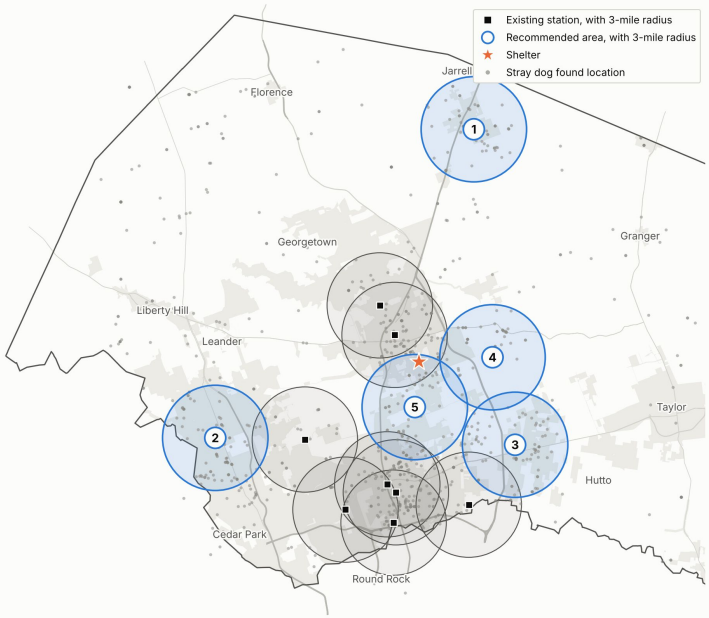

937 mapped stray dog locations of 1,901 recorded January 2 to November 10, 2026. Radii are straight-line. The far east of the county is cropped; it has no proposed sites.
Sources: shelter PetPoint intake export; WCRAS reunion station list; U.S. Census Bureau geocoder and TIGER/Line 2023.

DOGS & DATA™

Where to increase adoption marketing

Where to find new adopters: areas that resemble the top-adopting neighborhoods but adopt less

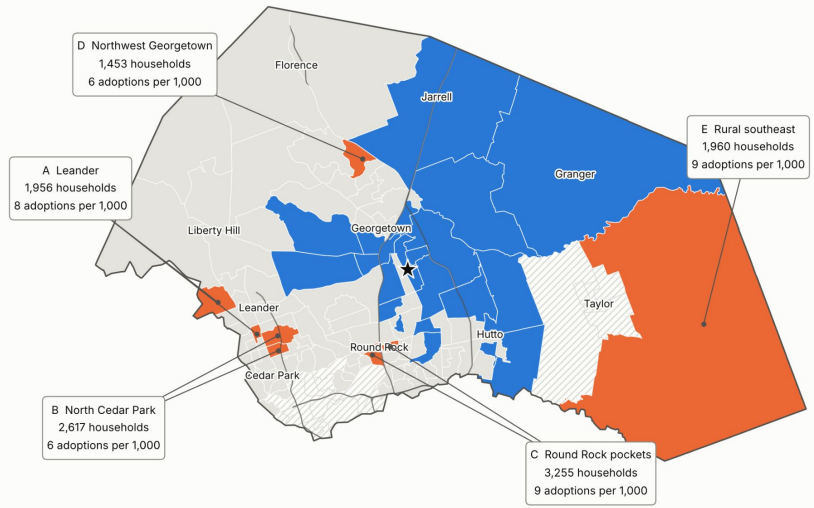

3,479 geocoded adoptions of all species, January 2 to November 10, 2026; 2,597 fall in the 114 service-area tracts (average 13 per 1,000 households). "Similar profile" means similar housing density and home values, the two neighborhood traits that track with adoption after distance to the shelter. Sources: shelter PetPoint records; U.S. Census Bureau ACS 2019–2023 and TIGER/Line 2023.

DOGS & DATA™

Can we predict what dogs will be long stays?

Long-stay risk score for dogs: three intake questions plus three flags

Step 1: score each dog

	2 points	1 point	0 points
Size	Large	Medium	Small
Age	1 to 7 years	5 to 12 months, 7+ years, unknown	Under 5 months
Intake path	Surrender or return	Stray without ID, or custody	Stray with ID

Then add

+2	Heartworm positive (add when the test result arrives)
+1	Brindle or grey coat
+1	Thin at intake

Total: 0 to 10 points.

Step 2: act by tier

	Stayed more than 90 days	Share of dogs	Share of long stays
Very high 6 or more points	49% Foster and transfer pitch in week one; review every two weeks	8%	27%
High 5 points	29% Market from day one; review at day 14	16%	30%
Medium 3 to 4 points	11% Placement review at day 30	51%	38%
Low 0 to 2 points	3% No extra steps	25%	5%

Tested on 1,808 dogs taken in January 2 to August 11, 2026. Size is the shelter's mixed-breed size label. Heartworm status is read from the "HW+" suffix staff add to names (29 dogs), which undercounts. For directing placement effort only.

PEDIGREE FOUNDATION

OUTCOMES CONSULTING

Adopt a Pet™

SHELTER ANIMALS COUNT
A PROGRAM OF THE ASPCA

DOGS & DATA™

Help me predict when the shelter will be the fullest

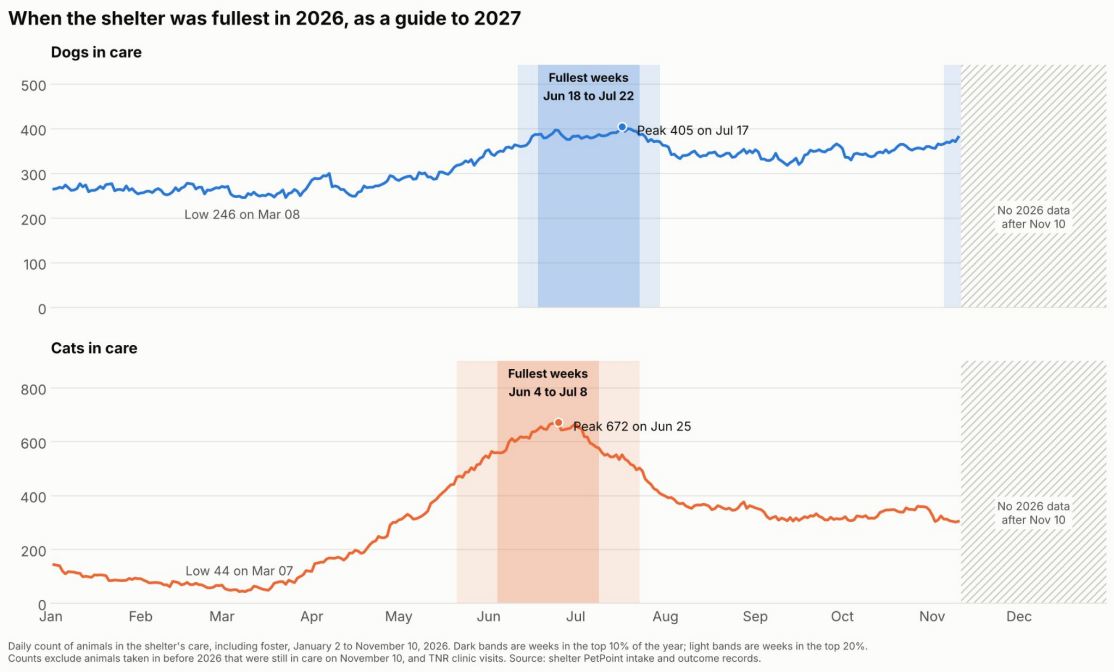

PEDIGREE FOUNDATION

OUTCOMES CONSULTING

Adopt a Pet™

SHELTER ANIMALS COUNT
A PROGRAM OF THE ASPCA

DOGS & DATA™

Help me plan for the predicted crisis periods

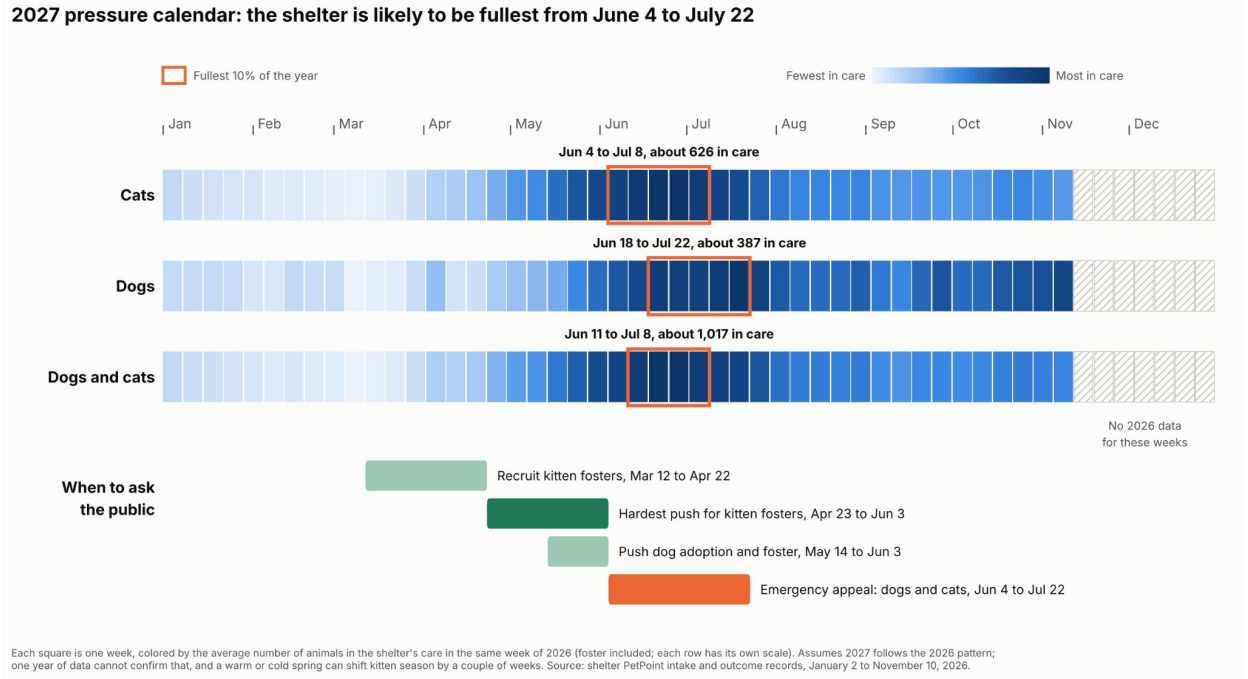

DOGS & DATA™

Show me what happened during the crisis period

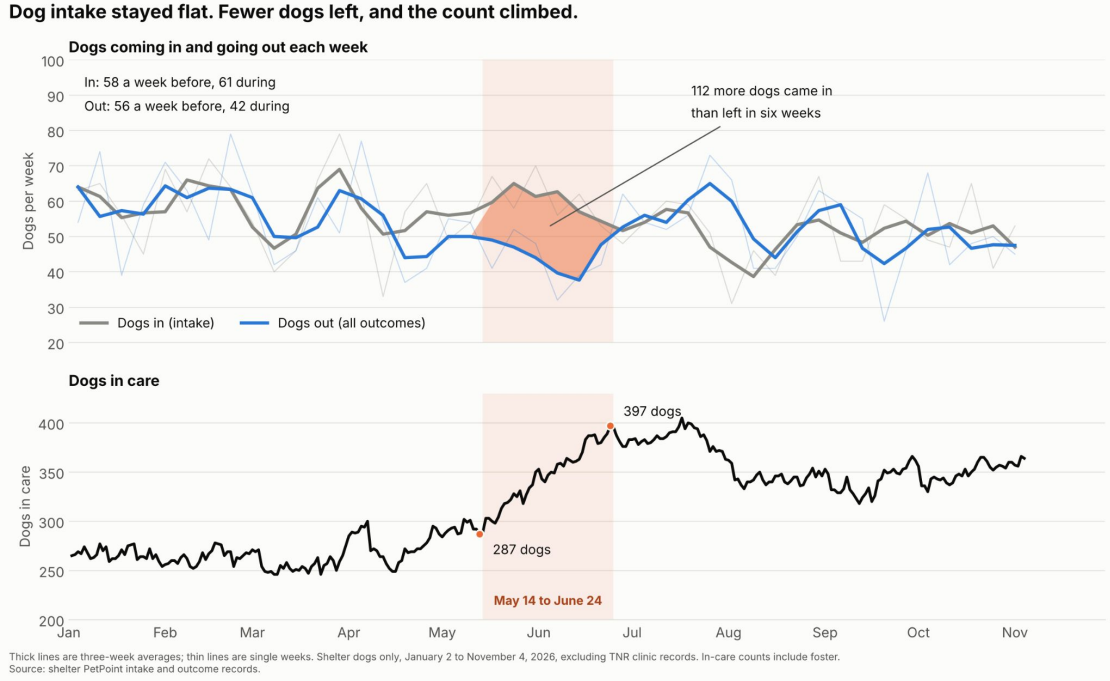

DOGS & DATA™

Help me create daily goals for the 2027 crisis period

Daily targets for the dog slowdown: dogs out the door, May 14 to June 24, 2027

	FRI	SAT	SUN	MON	TUE	WED	THU	RUNNING TOTAL
Week 1	May 14 **10** 2026: 5	May 15 **7** 2026: 7	May 16 **6** 2026: 4	May 17 **10** 2026: 7	May 18 **8** 2026: 8	May 19 **12** 2026: 8	May 20 **8** 2026: 4	61
Week 2	May 21 **10** 2026: 5	May 22 **7** 2026: 7	May 23 **6** 2026: 4	May 24 **10** 2026: 7	May 25 **8** 2026: 8	May 26 **12** 2026: 8	May 27 **8** 2026: 4	122
Week 3	May 28 **10** 2026: 5	May 29 **7** 2026: 7	May 30 **6** 2026: 4	May 31 **10** 2026: 7	Jun 1 **8** 2026: 8	Jun 2 **12** 2026: 8	Jun 3 **8** 2026: 4	183
Week 4	Jun 4 **10** 2026: 5	Jun 5 **7** 2026: 7	Jun 6 **6** 2026: 4	Jun 7 **10** 2026: 7	Jun 8 **8** 2026: 8	Jun 9 **12** 2026: 8	Jun 10 **8** 2026: 4	244
Week 5	Jun 11 **10** 2026: 5	Jun 12 **7** 2026: 7	Jun 13 **6** 2026: 4	Jun 14 **10** 2026: 7	Jun 15 **8** 2026: 8	Jun 16 **12** 2026: 8	Jun 17 **8** 2026: 4	305
Week 6	Jun 18 **10** 2026: 5	Jun 19 **7** 2026: 7	Jun 20 **6** 2026: 4	Jun 21 **10** 2026: 7	Jun 22 **8** 2026: 8	Jun 23 **12** 2026: 8	Jun 24 **8** 2026: 4	366

2026 fell 4 or 5 short on this weekday | 2 or 3 short | On pace

Every week: 61 dogs out

Adoptions	35	2026: 21
Returns to owner	14	2026: 14
Transfers	10	2026: 6
Other outcomes	2	2026: 2

Matches the 61 dogs a week who came in.

Every day

- ☐ Score each new dog. Fast-track the 5s and 6s.
- ☐ Scan and call every stray with ID before close.
- ☐ Count dogs in and dogs out. Post the gap.
- ☐ If more come in than the target, raise it.

Hit the targets: about 290 dogs in care on June 24.

Repeat 2026: about 400.

Large number: dogs who need to leave that day (adoption, return to owner, transfer, or other outcome) to keep pace with intake. "2026" is the average for that weekday during the same six weeks of 2026.
Targets follow the shelter's usual weekday pattern and assume 2027 intake matches 2026. Source: shelter PetPoint intake and outcome records.